

KiTS Online Trading Installation Guidelines

Please follow the below mentioned procedure to install the new Online Trading Application in your Desktop.

Step 1

Download and install **JAVA Runtime Environment** according to your operating system, the recommended version is Java 8 Update 40.

If JAVA Runtime Environment is already installed please ignore this step.

<https://hmfs.com.pk/page-online-trading>

Step 2

Download the **(KiTS) Online Trading Application** from the link given below and install.

<https://hmfs.com.pk/download/launch.jnlp>

The KiTS application should now be downloaded onto your system and an icon should now be appearing on your desktop.

Login procedure

After installation (as detailed above) please follow the below mentioned procedure to log into the KiTS) Online Trading Application once you have received the email from noreply.kits@psx.com.pk containing your login credentials (i.e. User ID and Password).

Step 1

Open the **(KiTS) Application** from your desktop.

Step 2

Please enter your **User ID** and **specific digits of your password** as received via on email from noreply.kits@psx.com.pk in the respective fields as shown in the image below. Then please click "**Login**".

Trade Cast v3.4.0

TRADE CAST

User ID: 027760 [Forgot Password?](#)

Password: [Masked] [Masked] [Masked] [Masked] [Masked] [Masked] [Masked] [Masked] [Masked] [Masked]

Please enter 1st, 2nd, 3rd & 7th character of your password.

Login Cancel

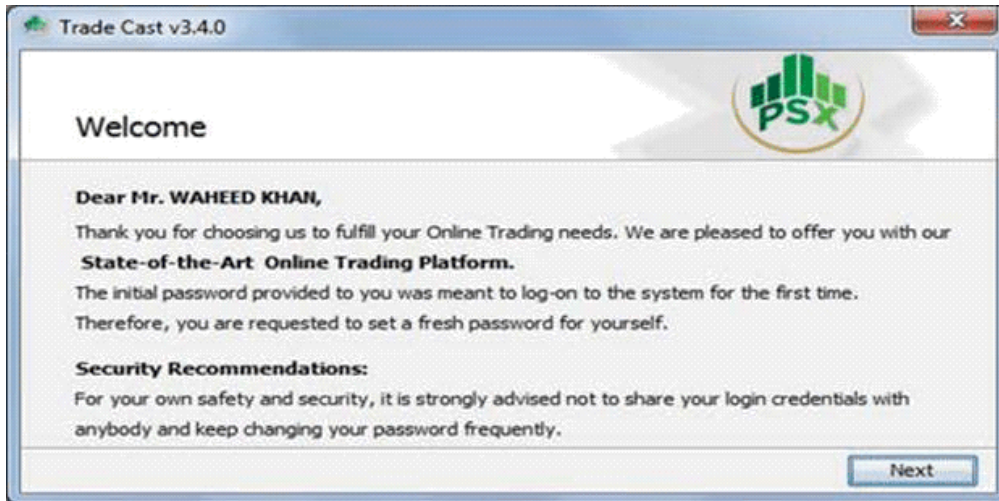
Example: If your Password is q a Z s 1 2 q G, you would be required to enter the missing characters in white boxes.

[a] [s] [2] [q] [] [] [] [] [] [] [] []

q a Z s 1 2 q G

Step 3

A new windows will appear as shown below. Please read the information carefully and then click "**Next**".



Step 4

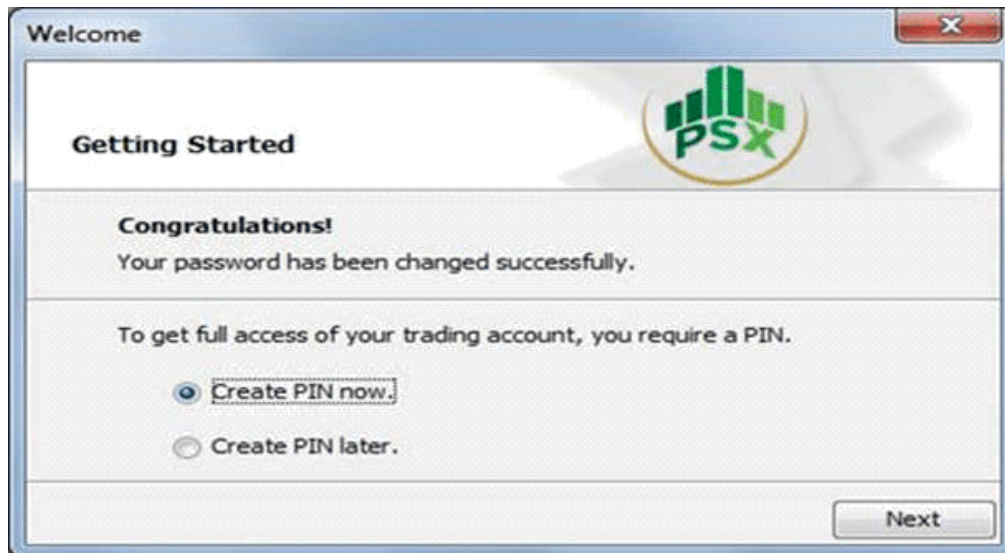
Please input the password provided to you via email from noreply.kits@psx.com.pk in "**Current Password**" field and the input a new password of your choosing in the "**New Password**" and "**Confirm Password**" fields and then click "**Apply**".

Please note that the new password must be eight to twelve characters long and must contain alpha numeric characters



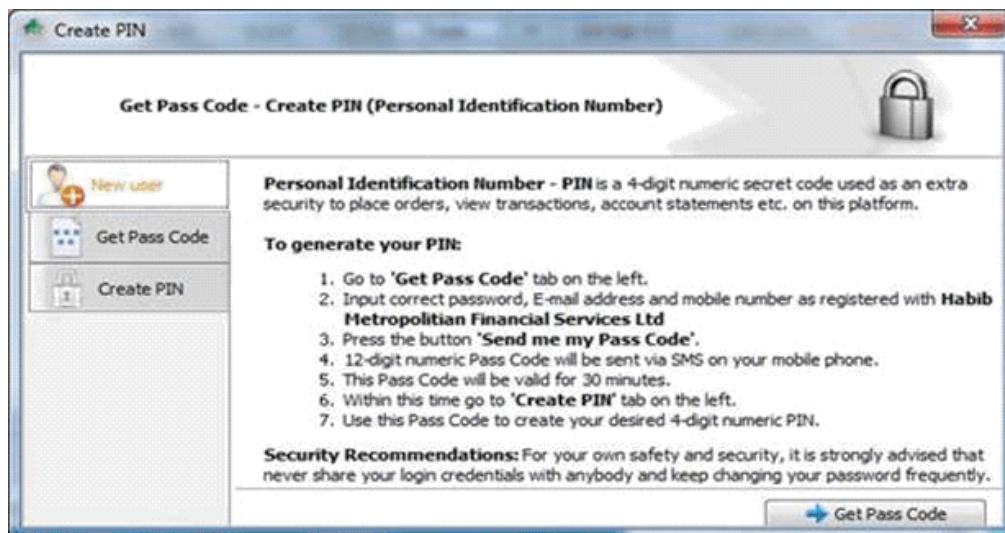
Step 5

A new screen will open as shown below. Please select "**Create PIN now**" option and the click "**Next**".



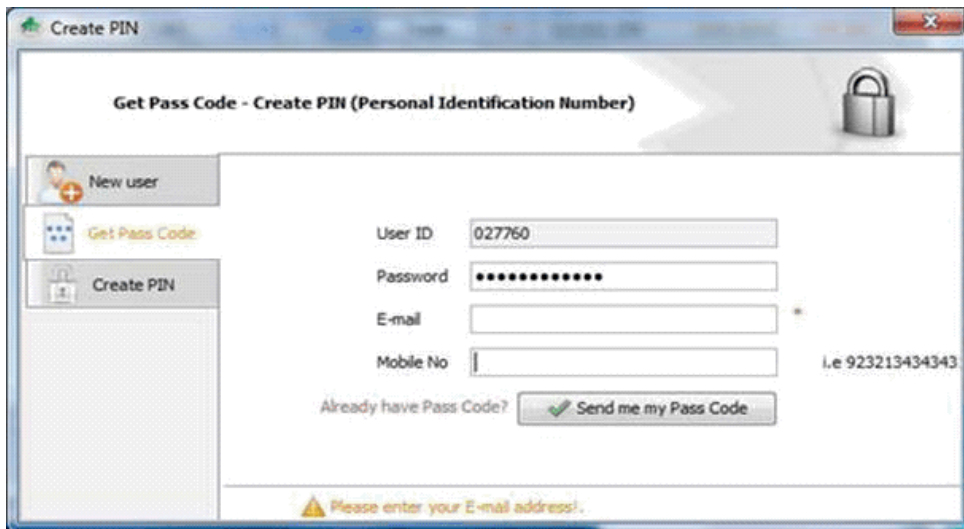
Step 6

A new screen will open as shown below. Please read the information on the screen carefully and then click "**Get Pass Code**".



Step 7

A new window will appear, please enter your registered information (registered E-mail and mobile number) and click **"Send me my Pass code"**



The screenshot shows a web application window titled "Create PIN". The main heading is "Get Pass Code - Create PIN (Personal Identification Number)". On the left, there is a sidebar with three options: "New user", "Get Pass Code" (highlighted in yellow), and "Create PIN". The main content area contains a form with the following fields: "User ID" with the value "027760", "Password" with masked characters "*****", "E-mail" (empty), and "Mobile No" (empty). To the right of the "Mobile No" field, the text "i.e 923213434343" is displayed. Below the form, there is a checkbox labeled "Already have Pass Code?" and a button labeled "Send me my Pass Code" with a green checkmark icon. At the bottom of the window, a yellow warning icon is followed by the text "Please enter your E-mail address!".

Step 8

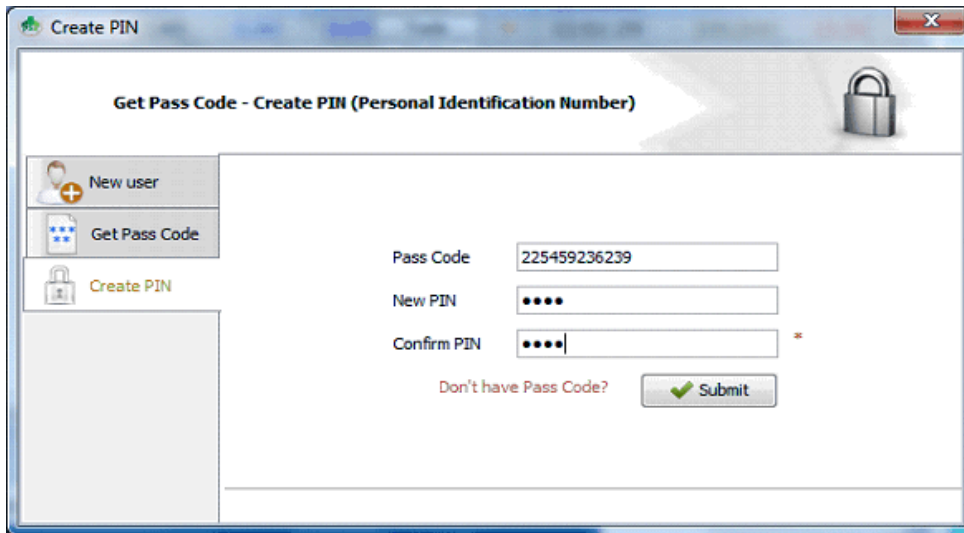
A pop-up will appear as below notifying that you will receive an e-mail and an SMS shortly.



Step 9

Now in the screen as shown below please enter your passcode as received via e-mail / SMS in the field "**Pass Code**" and any four digits of your choosing in the field "**New PIN**" and "**Confirm PIN**".

Now please click "**Submit**".



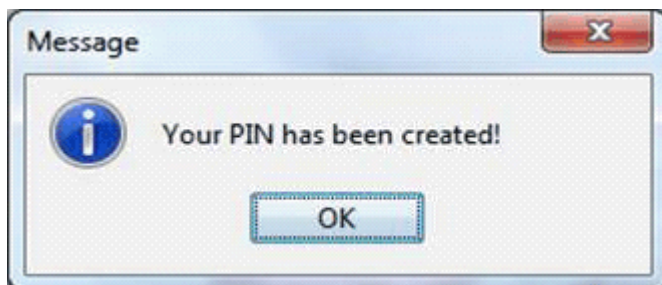
Get Pass Code - Create PIN (Personal Identification Number)

New user
Get Pass Code
Create PIN

Pass Code 225459236239
New PIN ●●●●
Confirm PIN ●●●●*

Don't have Pass Code? Submit

You will now receive a confirmation message (shown below) that you pin has been created.



You should now be logged into your online trading account successfully which you can now use as normal. A screen shot of the New (KiTS) online trading application is shown below for your convenience.

The screenshot displays the New (KiTS) online trading application interface. The main window shows a list of securities with columns for Symbol, Bid, Buy, Sell, Last Price, Change, %Change, Trade, and L1/Time. Below this is a Message Window with several messages regarding account login and connection status. On the right side, there are two Market Depth panels, one for 'Market Depth By Order' and another for 'Market Depth By Price', both showing bid and ask orders for the selected security (PSO).

REG	Symbol	Bid	Buy	Sell	Last Price	Change	%Change	Trade	Di	L1/Time	Total Volume	Last
REG	PSO	2458	241.50	241.90	241.94	-0.96	-0.40	Trade	*	12:45:00	226,500	241.50
REG	SSGC	2,000	13.23	13.24	13.24	-0.16	-1.19	Trade	*	12:46:03	494,500	13.20
REG	UBL	959	122.00	122.08	122.00	1.30	1.15	Trade	*	12:46:07	517,674	120.11
REG	MSP	500	32.86	32.99	32.86	-0.29	-0.87	Trade	*	12:43:36	450,500	32.85
REG	NEI	70,000	4.18	4.20	4.20	0.02	0.72	Trade	*	12:44:41	5,276,000	4.18
REG	EPCL	5,500	54.60	54.39	54.60	1.13	2.11	Trade	*	12:43:59	4,515,000	53.75
REG	TRIG	1	163.58	163.86	163.53	7.88	4.93	Trade	*	12:46:06	24,830,000	158.10
REG	JSOCL	500	64.76	71.00	64.76	0.00	0.00	Trade	*			
REG	HBL	1,200	123.12	123.79	123.11	-0.67	-0.54	Trade	*	12:44:51	223,423	123.00
REG	MNB	10,500	35.00	35.80	35.00	0.20	0.57	Trade	*	12:45:44	513,500	34.52
REG	MCB	800	171.65	171.89	171.89	0.51	0.30	Trade	*	12:45:23	49,247	171.60
REG	SLK	19,000	1.22	1.24	1.22	0.01	0.83	Trade	*	12:44:28	1,508,500	1.21

Message Window:

- Account Login Successful
- Trade Login Successful
- Outstanding Order Cancelled Successfully
- Trade Server Connection established with HSE-ops.com.pk
- Feed Server Connection established with HSE-ops.com.pk
- Depth Watcher Profile loaded successfully
- Market Depth By Order loaded successfully

Market Depth By Order (PSO):

Flag	Volume	Buy	Sell	Volume	Flag
B	30	241.50	241.50	200	B
B	30	241.50	241.94	400	B
B	30	241.50	241.99	300	B
B	30	241.50	242.00	300	B
B	300	241.50	242.00	1,000	B
B	1,000	241.50	242.00	800	B
B	300	241.50	242.00	2,000	B
B	70	241.50	242.00	1,000	B
Total	2,458	241.50	242.09	5,987	241.11

Market Depth By Price (PSO):

No. of ...	Volume	Buy	Sell	Volume	No. of ...
B	30	241.50	241.50	200	B
B	30	241.50	241.94	400	B
B	30	241.50	241.99	300	B
B	30	241.50	242.00	300	B
B	300	241.50	242.00	1,000	B
B	1,000	241.50	242.00	800	B
B	300	241.50	242.00	2,000	B
B	70	241.50	242.00	1,000	B
Total	2,458	241.50	242.09	5,987	241.11